



Rathi N-Flex couplings consists of graded cast iron hubs and a set of 'H' shaped highly resilient blocks which accommodates parallel, angular and axial misalignments & absorbs torsional vibrations. Rathi N-Flex spacer couplings (Type - RNS) are suitable for 'Back Pullout Pumps' in which the impeller can be disassembled without disturbing motor and pump from the base frame.

**RN (B)****RN (A)****RNS(H)**

F E A T U R E S

SIMPLICITY OF CONSTRUCTION

Easy to assemble & disassemble. Suitable for reversing operation.

VARYING STIFFNESS CHARACTERISTICS

Special H shaped inserts provide progressively increasing stiffness characteristics, hence ensure effective shocks & vibration absorption. Special elastomer can be supplied to suit specific application needs.

NO LUBRICATION

RN/RNS couplings do not require lubrication of any kind.

Application :

Mainly for pump applications such as :

Water Pumps, Slurry Pumps, Sewage Pumps, Back Pull out Pumps, Multistage Pumps, Spilt Case Pumps, API Pumps, Chemical Process Pumps, Metering/Dosing Pumps, Gear Pumps, Paper Stock Pumps, Screw Pumps, Vacuum Pumps, Fire Pumps, High Pressure Pumps.

SIMPLE / EASY MAINTENANCE

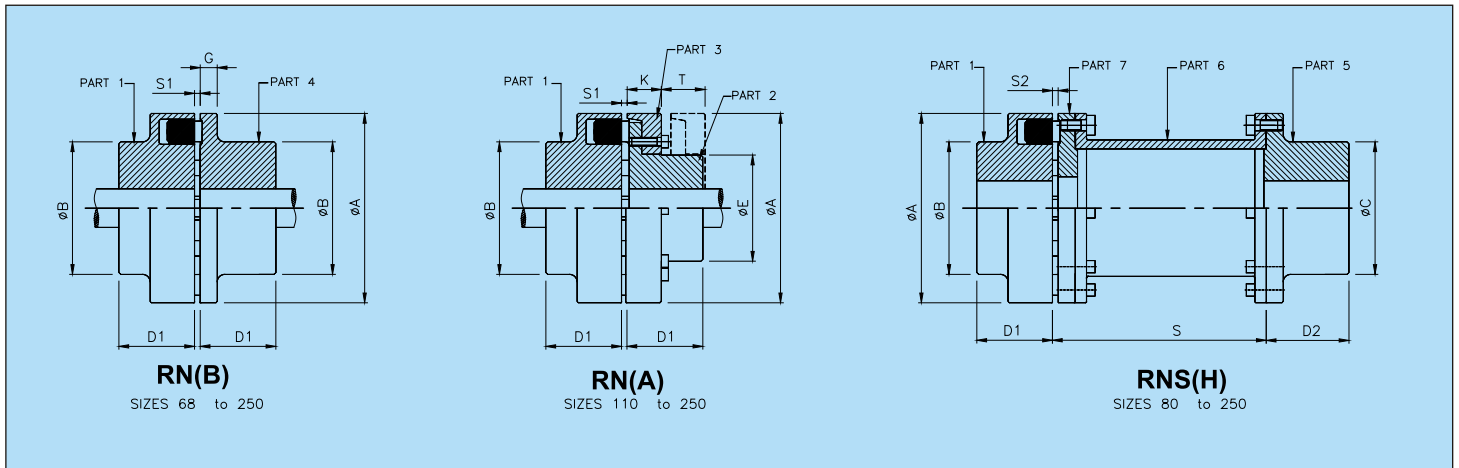
No complicated mechanism to demand adjustment or maintenance. Inspection and replacement of inserts is easy.

LOW OPERATIONAL COST

Only wear part is low cost inserts which make coupling economical in long run.

SMOOTH & QUIET OPERATION

Reduces vibration & noise arising from severe torque fluctuations. Operating temp. is -30°C to $+100^{\circ}\text{C}$.



Coupling Size	Rated Torque N-m	Kw at 100 RPM	Max. Speed RPM	Max. Bore (mm) Part No			Dimensions (mm)										Weight (Kg)			M.I (WR ²) Kg-m ²		
				1, 5	4	2	ØA	ØB	ØC	ØE	D1	D2	G	K	T	S	RN(B)	RN(A)	RNS(H)	RN(B)	RN(A)	RNS(H)
68 B	34	0.36	5000	24	28	-	68	46	-	-	20	-	8	-	-	-	0.63	-	-	0.0003	-	-
80 B,H	60	0.63	5000	30 *	38	-	80	68	55	-	30	45	10	-	-	100 140	1.51	-	2.8 2.9	0.0012	-	0.0014 0.0015
95 B,H	100	1.1	5000	42	42	-	95	76	70	-	35	45	12	-	-	100 140	2.6	-	3.9 4.2	0.0027	-	0.0028 0.0031
A,B,H 110	160	1.7	5000	48	48	38	110	86	80	62	40	50	14	20	33	100 140 180	3.9	3.5	5.8 6.2 6.6	0.0055	0.0047	0.0056 0.006 0.0064
A,B,H 125	240	2.5	5000	55	55	45	125	100	90	75	50	50	18	23	38	100 140 180	6.2	5.6	8.2 8.7 9.2	0.0107	0.0095	0.0099 0.010 0.011
A,B,H 140	360	3.8	4900	60	60	50	140	100	100	82	55	65	20	28	43	140 180	6.9	7	11.8 12.3	0.014	0.015	0.019 0.020
A,B,H 160	560	5.9	4250	65	65	58	160	108	108	95	60	70	20	28	47	140 180	9.4	9.8	15.2 16.0	0.025	0.028	0.032 0.034
A,B,H 180	880	9.2	3800	75	75	65	180	125	125	108	70	80	20	30	50	140 180	14	14.2	21.0 21.9	0.045	0.049	0.054 0.058
A,B,H 200	1340	14	3400	85	85	75	200	140	140	122	80	90	24	32	53	180 200 250	20	19.8	30.3 30.9 32.1	0.08	0.085	0.100 0.105 0.110
A,B,H 225	2000	21	3000	90	90	85	225	150	150	138	90	100	18	38	61	180 200 250	24.5	27	39 39.7 41.5	0.135	0.15	0.160 0.170 0.180
A,B,H 250	2800	29	2750	100	100	95	250	165	165	155	100	110	18	42	69	200 250	34	37	54.7 56.5	0.23	0.25	0.280 0.300

- All dimensions are in mm.
- * = Bore 32 mm for part 5.
- S1 = 2-4mm for sizes 68 to 140, 2-6 mm for sizes 160 to 225 & 3-8 mm for size 250.
- S2 = 5 mm for sizes 80 to 140, 6 mm for sizes 160 to 225 & 8 mm for size 250.
- Part No. 5 is available with different length through Bores D2.
- Max. bore for coupling with or equivalent to DIN 6885 keys.

• In view of our constant endeavour to improve the quality of our products, we reserve the right to alter or change specifications without prior notice.
 • This document is an intellectual property of Rathi Transpower Pvt. Ltd. and subject to copyright.



Rathi Transpower Pvt Ltd
 Rathi Chambers, 7, Deccan College Road,
 Pune 411 006.(INDIA)
 Phone : 91-20-30517201
 Fax : 91-20-30517212
 E-mail : enquiry@rathigroup.com
 Website : www.rathicouplings.com

Distributor