



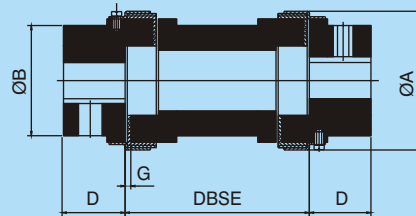
TYPE RRS



TYPE SWS



TYPE HQ



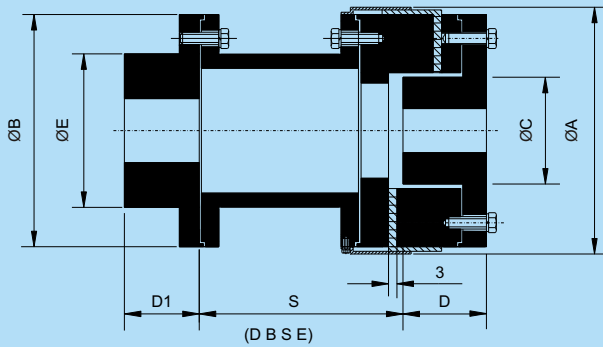
STD. DBSE  
100, 140, 180 mm.

### TECHNICAL DATA

Coupling Size	Power Rating								Bore		Ø A	Length Thru Bore 'D'	Ø B
	Synthetic Rubber				Polyurethane				Min.	Max.			
	Rated Torque (Nm)	kW Capacity			Rated Torque (Nm)	kW Capacity							
	100 rpm	1500 rpm	3000 rpm		100 rpm	1500 rpm	3000 rpm						
RRS - 095	21.1	0.22	3.30	6.6	31.65	0.33	4.95	9.9	-	28	65	25	49
RRS - 099	35.1	0.37	5.55	11.1	52.65	0.55	8.33	16.65	-	30	78	27	51
RRS - 100	46.4	0.49	7.35	14.7	69.60	0.74	11.03	22.05	-	35	78	35	57
RRS - 110	89.0	0.93	13.95	27.9	133.50	1.40	20.93	41.85	-	42	96	43	76
RRS - 150	141	1.49	22.35	44.7	211.50	2.24	33.53	67.05	-	48	111	45	80
RRS - 190	190	2.01	30.15	60.3	285.00	3.02	45.23	90.45	-	60	129	54	102
RRS - 225	265	2.76	41.40	82.3	397.50	4.14	62.10	123.50	-	65	142	64	111
RRS - 226	327	3.43	51.45	102.9	490.50	5.15	77.18	154.40	25	70	153	70	119

- All dimensions are in mm.
- Maintain gap 'G' at the time of assembly.
- Material : Hubs - Cast Iron & Spacer - Aluminium
- Max. speeds for RRS 095 to 225-3600 rpm.  
RRS 226 - 3000 rpm.
- Gap 'G' for RRS 095 to 100 - 2 mm  
RRS 110 to 226 - 3 mm.

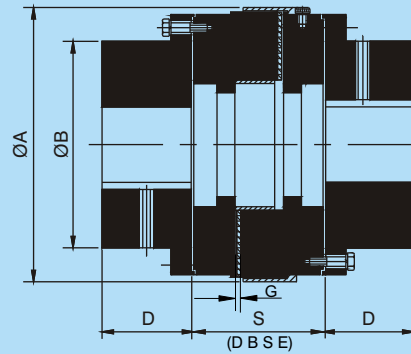
- Max. bores can be increased in case of steel hubs, consult Rathi.



MOTOR SIDE

PUMP SIDE

**TYPE SWS**



**TYPE HQ**

### SWS TECHNICAL DATA

Coupling Size	Power Rating						Motor Side Bore		Pump Side Bore		O.D.		Hub Dia.		Length thru' Bore	
	Synthetic Rubber		Polyurethane		Hytrel											
	Rated Torque (Nm)	kW@ 100 rpm	Rated Torque (Nm)	kW@ 100 rpm	Rated Torque (Nm)	kW@ 100 rpm	Min.	Max.	Min.	Max.	ØA	ØB	ØC	ØE	D	D1
SWS 276	535	5.6	802	8.4	1337	14	25	75	24	42	173	154	70	130	60	60
SWS 280	783	8.2	1175	12.3	1958	20.5	30	80	28	55	208	189	90	130	65	60
SWS 295	1280	13.4	1920	20.1	3199	33.5	30	95	28	65	253	234	106	160	80	70
SWS 2955	2139	22.4	3209	33.6	5348	56	30	105	28	70	253	234	106	160	80	75
SWS 300	3046	31.9	4570	47.9	7616	79.75	30	105	28	75	272	251	122	180	88	80
SWS 350	4298	45.0	6446	67.5	10744	112.5	30	115	30	80	323	302	130	200	90	90

Note : Std. Spacer length 140, 180mm available. Non std. Spacer available on request.

### HQ TECHNICAL DATA

Coupling Size	Power Rating						Max. Speed RPM	DBSE S	Bore		Outside Diameter ØA	Length Thru Bore D	Adapter Diameter ØB
	Synthetic Rubber		Polyurethane		Hytrel								
	Rated Torque (Nm)	kW@ 100 rpm	Rated Torque (Nm)	kW@ 100 rpm	Rated Torque (Nm)	kW@ 100 rpm	Min.	Max.					
HQ 3067	5307	55.9	7961	89.9	13268	8.25	2200	140, 180	45	100	266	80	167
HQ 3567	7885	74.6	11828	112	19713	13.88	2000		50	107	292	90	183
HQ 3667	9903	104	14855	156	24758	18.38	1800	140, 180, 250	55	125	317	100	209
HQ 4067	14228	149	21342	224	35570	34.88	1700		65	140	349	110	231
HQ 4567	19195	201	28793	302	47988	55.88	1500	180, 250	70	165	400	120	288
HQ 5069	22822	239	34233	359	57055	75.38	1450		90	175	412	135	298
HQ 6069	35518	351	53277	527	88795	103.50	1300		100	210	461	150	360
HQ 7069	46982	492	70473	738	117455	128.63	1100	250	100	240	524	170	425

- Maintain gap G at the time of assembly where G = 3 mm HQ 3067 to HQ 4567  
= 6 mm for higher sizes.

- Pilot bores other than specified are available on request
- Non std. spacer length available on request

In view of our constant endeavour to improve quality of our products, we reserve the right to alter or change specifications without prior notice. This document is the intellectual property of Rathi Transpower Pvt. Ltd. and subject to copyright.

	<p><b>Rathi Transpower Pvt Ltd</b>  Rathi Chambers, 7, Deccan College Road,  Pune 411 006.(INDIA)  Phone : 91-20-30517201  Fax : 91-20-30517212  E-mail : enquiry@rathigroup.com  Website : www.rathicouplings.com</p>	<p>Distributor</p>
--	--	--------------------